



CLASS HOME PAGE - PARENT/STUDENT PERSPECTIVE

Table of Contents

I. Purpose.....	2
II. Accessing the Classroom Dashboard.....	2
III. Views.....	2
IV. Accessing the Class Home Page.....	3
V. Tools on the Class Home Page.....	3
A. Announcements	3
B. About Tab	4
C. Assignments Tab	4
D. Resources Tab.....	5
E. Media Tab.....	5
F. Roster Tab	5
G. Attendance Tab	6
H. Assessments Tab	6
I. Grades Tab.....	6
J. Conversations Tab.....	7
VI. Conclusion	7

I. Purpose

The Class Home Page is where families can view assignments, grades, and resources and communicate with the instructor and other students. It is similar in function to Google Classroom or Canvas.

II. Accessing the Classroom Dashboard

To find the Class Home page, first log into the member side of the website. Then navigate to the **Classroom Dashboard** page. You might find this in a link or a button on your member home page. Or it could be an option in your main menu or the very top menu. In this example, there is a link in the main menu under Class Info and a menu item in the very top menu.

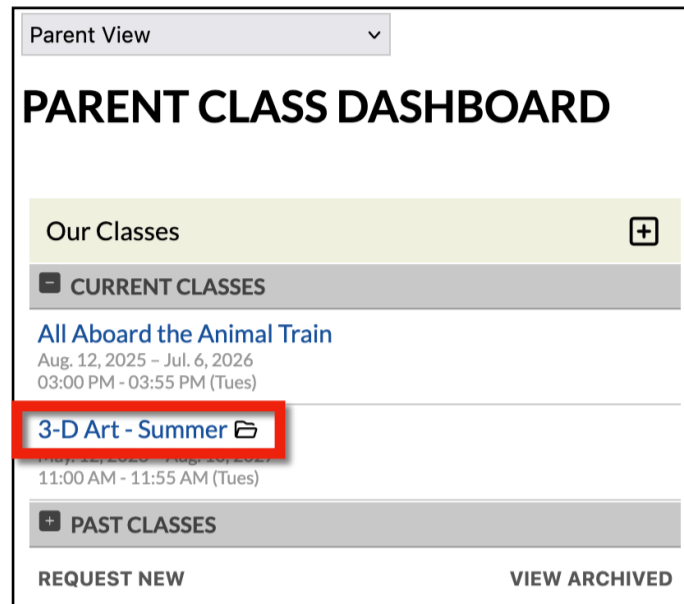


III. Views

There are three different ways to view of the Classroom Dashboard: the Parent view, the Student view, and the Instructor view. As a parent, you can see your student's view, but if your student logs in with their own username and password, then the student cannot see the parent view. It is recommended that, if you have an older student who will need to upload their own work, you give him his own login. This can be done from within the family profile. Giving a student a separate account from the parent prevents a student from accessing his siblings' classes, and it prevents a student from being able to assign his own grades if the "allow parent grading" feature is turned on for an assignment.

IV. Accessing the Class Home Page

Select the name of the class



The screenshot shows the 'Parent View' dropdown menu at the top left. Below it is the 'PARENT CLASS DASHBOARD' header. Underneath is a section titled 'Our Classes' with a plus icon. This section is divided into 'CURRENT CLASSES' and 'PAST CLASSES'. Under 'CURRENT CLASSES', there are two class entries: 'All Aboard the Animal Train' (Aug. 12, 2025 - Jul. 6, 2026, 03:00 PM - 03:55 PM (Tues)) and '3-D Art - Summer' (May 21, 2025 - Aug 20, 2025, 11:00 AM - 11:55 AM (Tues)). The '3-D Art - Summer' entry is highlighted with a red box. At the bottom of the dashboard are two buttons: 'REQUEST NEW' and 'VIEW ARCHIVED'.

V. Tools on the Class Home Page

A. Announcements

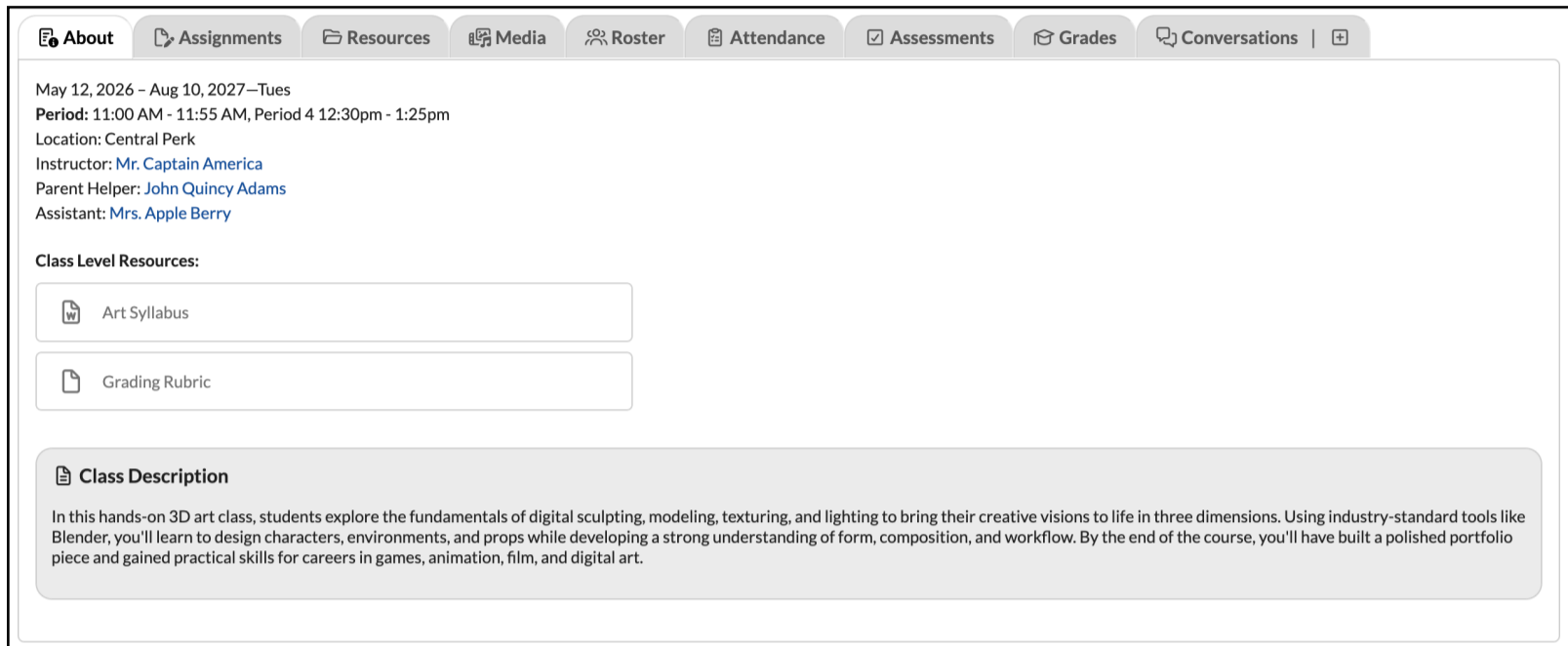
This is a one-way communication from the teacher to the class; you cannot reply to the Announcements. Only the most recent announcement that the teacher has posted will be visible here.



The screenshot shows the 'Announcements' section of the class home page. At the top left is a dropdown menu for 'Student - Jane Adams'. At the top right is a dropdown menu for '3-D Art - Summer (11:00AM) - Tues'. Below these is a grey rounded rectangle containing the text: 'Announcements' followed by 'Please come to class prepared to deliver your oral presentations on Chapter 5.'

B. About Tab

This tab contains the basic info about the class, such as day and time. If there is a syllabus uploaded, it will probably be in the list of class level (uncategorized) resources.



[About](#) | [Assignments](#) | [Resources](#) | [Media](#) | [Roster](#) | [Attendance](#) | [Assessments](#) | [Grades](#) | [Conversations](#) | +

May 12, 2026 - Aug 10, 2027—Tues
 Period: 11:00 AM - 11:55 AM, Period 4 12:30pm - 1:25pm
 Location: Central Perk
 Instructor: [Mr. Captain America](#)
 Parent Helper: [John Quincy Adams](#)
 Assistant: [Mrs. Apple Berry](#)

Class Level Resources:

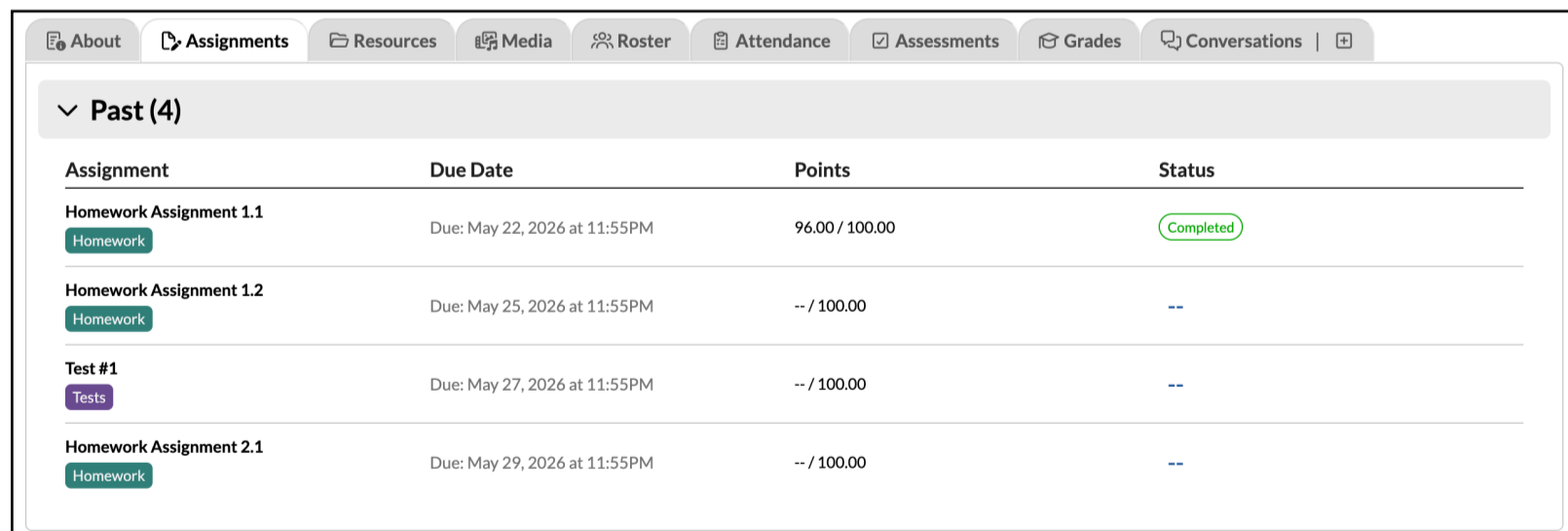
- [Art Syllabus](#)
- [Grading Rubric](#)

Class Description

In this hands-on 3D art class, students explore the fundamentals of digital sculpting, modeling, texturing, and lighting to bring their creative visions to life in three dimensions. Using industry-standard tools like Blender, you'll learn to design characters, environments, and props while developing a strong understanding of form, composition, and workflow. By the end of the course, you'll have built a polished portfolio piece and gained practical skills for careers in games, animation, film, and digital art.

C. Assignments Tab

This tab contains the list of all assignments. You can click on any assignment to get to the **Assignment Detail Page**. This is where students can find all the details about the assignment - instructions, assignment-specific resources, instructor feedback, etc. If the instructor has allowed student uploads or parent grading, this is where that will be done.



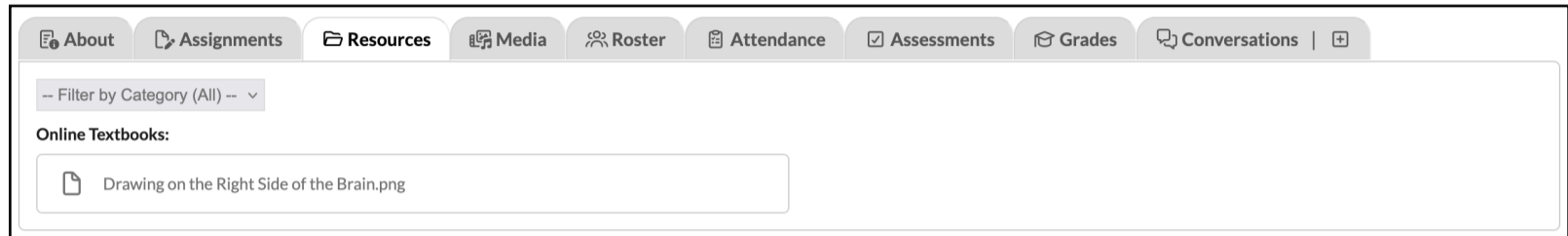
[About](#) | [Assignments](#) | [Resources](#) | [Media](#) | [Roster](#) | [Attendance](#) | [Assessments](#) | [Grades](#) | [Conversations](#) | +

▼ **Past (4)**

Assignment	Due Date	Points	Status
Homework Assignment 1.1 Homework	Due: May 22, 2026 at 11:55PM	96.00 / 100.00	Completed
Homework Assignment 1.2 Homework	Due: May 25, 2026 at 11:55PM	-- / 100.00	--
Test #1 Tests	Due: May 27, 2026 at 11:55PM	-- / 100.00	--
Homework Assignment 2.1 Homework	Due: May 29, 2026 at 11:55PM	-- / 100.00	--

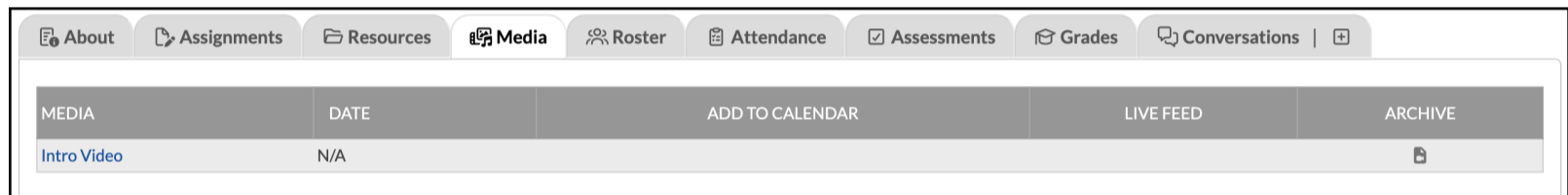
D. Resources Tab

This tab contains the class level (categorized) resources. Resources can include things like Word documents, pictures, charts, links to other websites, etc.



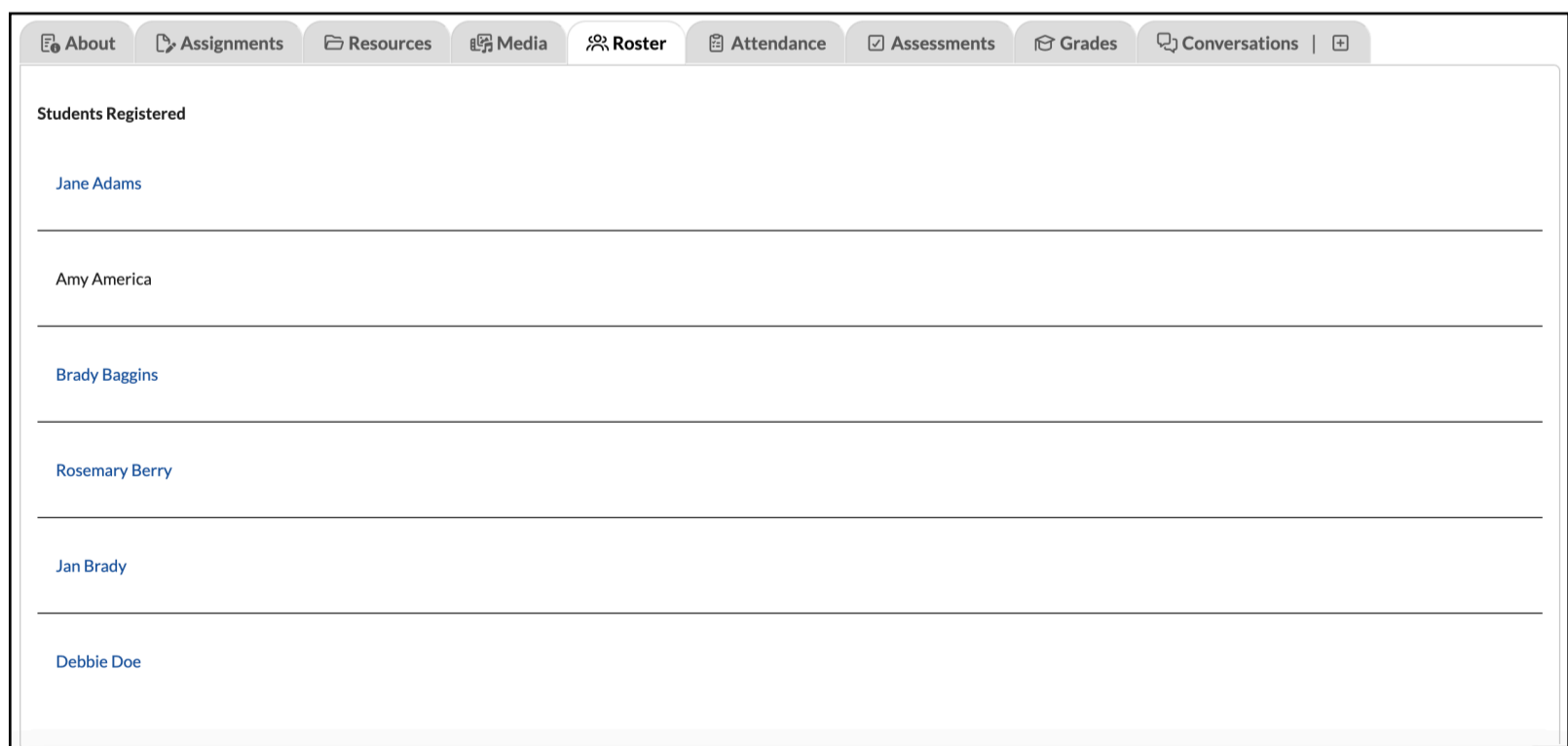
E. Media Tab

Media includes links to Zoom meetings, YouTube videos, etc.



F. Roster Tab

Here you can see the names of the other students in the class, if your admin has enabled this



G. Attendance Tab

If the instructor is taking attendance, this tab will display the attendance history for the student

Navigation	Attendance								
About Assignments Resources Media Roster Attendance Assessments Grades Conversations	<table border="1"> <tr> <td>6/9/2026</td> <td>Late</td> </tr> <tr> <td>6/2/2026</td> <td>Present</td> </tr> <tr> <td>5/26/2026</td> <td>Absent</td> </tr> <tr> <td>5/19/2026</td> <td>Present</td> </tr> </table>	6/9/2026	Late	6/2/2026	Present	5/26/2026	Absent	5/19/2026	Present
6/9/2026	Late								
6/2/2026	Present								
5/26/2026	Absent								
5/19/2026	Present								

H. Assessments Tab

Assessments allow an instructor to assign marks for the softer skills such as “works well with others” or “comes prepared with materials.” If the instructor is using the Assessments, this tab will display, by date, how the student has been evaluated on those skills.

Navigation	Assessments															
About Assignments Resources Media Roster Attendance Assessments Grades Conversations	<p>6/19/2026 ▾</p> <table border="1"> <thead> <tr> <th>CATEGORY</th> <th>RATING</th> <th>COMMENTS</th> </tr> </thead> <tbody> <tr> <td>Comes prepared with Materials</td> <td>O - Outstanding</td> <td></td> </tr> <tr> <td>Contributes to discussions</td> <td>N - Needs Improvement</td> <td></td> </tr> <tr> <td>Works independently</td> <td>O - Outstanding</td> <td></td> </tr> <tr> <td>Works with others</td> <td>S - Satisfactory</td> <td></td> </tr> </tbody> </table>	CATEGORY	RATING	COMMENTS	Comes prepared with Materials	O - Outstanding		Contributes to discussions	N - Needs Improvement		Works independently	O - Outstanding		Works with others	S - Satisfactory	
CATEGORY	RATING	COMMENTS														
Comes prepared with Materials	O - Outstanding															
Contributes to discussions	N - Needs Improvement															
Works independently	O - Outstanding															
Works with others	S - Satisfactory															

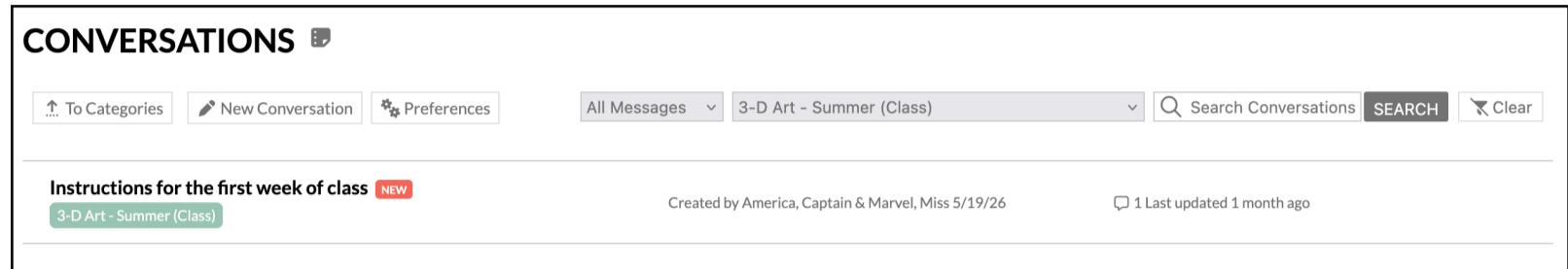
I. Grades Tab

Parents and students can see the student's grade by period (semesters, trimesters, quarters, etc.) and by category (homework, quizzes, tests, etc.). To see a detailed breakdown of all assignments, look on the Assignments Tab or download the full Grade Report.

Navigation	Grades																													
About Assignments Resources Media Roster Attendance Assessments Grades Conversations	<table border="1"> <tr> <td> <p>Period Summary</p> <table border="1"> <thead> <tr> <th>PERIOD</th> <th>GRADED ASSIGNMENTS</th> <th>PERCENT</th> <th>GRADE</th> </tr> </thead> <tbody> <tr> <td>4th Quarter</td> <td>3</td> <td>92.80%</td> <td>92.80%</td> </tr> <tr> <td></td> <td>WEIGHTED GRADE</td> <td>92.80%</td> <td>92.80%</td> </tr> </tbody> </table> </td> <td> <p>Category Summary</p> <table border="1"> <thead> <tr> <th>CATEGORY</th> <th>GRADED ASSIGNMENTS</th> <th>WEIGHT</th> <th>PERCENT</th> <th>GRADE</th> </tr> </thead> <tbody> <tr> <td>Homework</td> <td>2</td> <td>40.0%</td> <td>92.50%</td> <td>N/A</td> </tr> <tr> <td>Tests</td> <td>1</td> <td>60.0%</td> <td>93.00%</td> <td>N/A</td> </tr> </tbody> </table> </td> </tr> </table> <p style="text-align: right;">View Grade Report</p>	<p>Period Summary</p> <table border="1"> <thead> <tr> <th>PERIOD</th> <th>GRADED ASSIGNMENTS</th> <th>PERCENT</th> <th>GRADE</th> </tr> </thead> <tbody> <tr> <td>4th Quarter</td> <td>3</td> <td>92.80%</td> <td>92.80%</td> </tr> <tr> <td></td> <td>WEIGHTED GRADE</td> <td>92.80%</td> <td>92.80%</td> </tr> </tbody> </table>	PERIOD	GRADED ASSIGNMENTS	PERCENT	GRADE	4th Quarter	3	92.80%	92.80%		WEIGHTED GRADE	92.80%	92.80%	<p>Category Summary</p> <table border="1"> <thead> <tr> <th>CATEGORY</th> <th>GRADED ASSIGNMENTS</th> <th>WEIGHT</th> <th>PERCENT</th> <th>GRADE</th> </tr> </thead> <tbody> <tr> <td>Homework</td> <td>2</td> <td>40.0%</td> <td>92.50%</td> <td>N/A</td> </tr> <tr> <td>Tests</td> <td>1</td> <td>60.0%</td> <td>93.00%</td> <td>N/A</td> </tr> </tbody> </table>	CATEGORY	GRADED ASSIGNMENTS	WEIGHT	PERCENT	GRADE	Homework	2	40.0%	92.50%	N/A	Tests	1	60.0%	93.00%	N/A
<p>Period Summary</p> <table border="1"> <thead> <tr> <th>PERIOD</th> <th>GRADED ASSIGNMENTS</th> <th>PERCENT</th> <th>GRADE</th> </tr> </thead> <tbody> <tr> <td>4th Quarter</td> <td>3</td> <td>92.80%</td> <td>92.80%</td> </tr> <tr> <td></td> <td>WEIGHTED GRADE</td> <td>92.80%</td> <td>92.80%</td> </tr> </tbody> </table>	PERIOD	GRADED ASSIGNMENTS	PERCENT	GRADE	4th Quarter	3	92.80%	92.80%		WEIGHTED GRADE	92.80%	92.80%	<p>Category Summary</p> <table border="1"> <thead> <tr> <th>CATEGORY</th> <th>GRADED ASSIGNMENTS</th> <th>WEIGHT</th> <th>PERCENT</th> <th>GRADE</th> </tr> </thead> <tbody> <tr> <td>Homework</td> <td>2</td> <td>40.0%</td> <td>92.50%</td> <td>N/A</td> </tr> <tr> <td>Tests</td> <td>1</td> <td>60.0%</td> <td>93.00%</td> <td>N/A</td> </tr> </tbody> </table>	CATEGORY	GRADED ASSIGNMENTS	WEIGHT	PERCENT	GRADE	Homework	2	40.0%	92.50%	N/A	Tests	1	60.0%	93.00%	N/A		
PERIOD	GRADED ASSIGNMENTS	PERCENT	GRADE																											
4th Quarter	3	92.80%	92.80%																											
	WEIGHTED GRADE	92.80%	92.80%																											
CATEGORY	GRADED ASSIGNMENTS	WEIGHT	PERCENT	GRADE																										
Homework	2	40.0%	92.50%	N/A																										
Tests	1	60.0%	93.00%	N/A																										

J. Conversations Tab

Instructors, students, and parents can post and reply to each other in threaded conversations.



You can click the little plus sign to skip straight to composing a new thread.



VI. Conclusion

If you have any further questions about the Class Home Page, please see your group administrator, and they can help you.